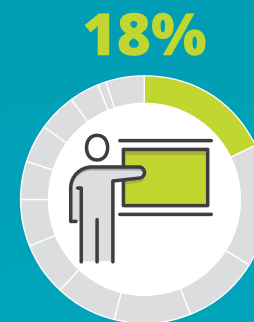


WHERE DO HUMANITIES MAJORS FIND WORK?


With over 7,000,000 humanities majors in the U.S. workforce, they can be found in every occupation. (Each percentage is the share of all employed humanities graduates who work in a given type of job.)



TEACHING, MUSEUM & LIBRARY
335,000 Postsecondary Teachers
642,000 Precollegiate Teachers



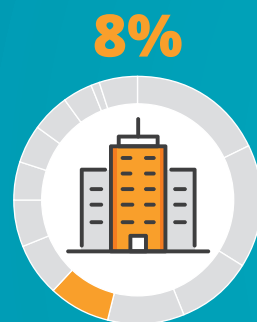
MANAGEMENT
135,000 Education Administrators
129,000 Marketing & Sales Managers
107,000 CEOs & Legislators



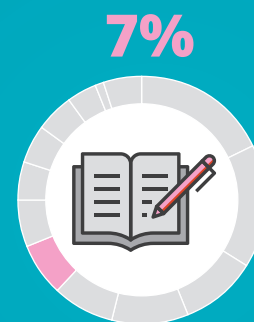
OFFICE WORKERS
158,000 Secretaries & Administrative Assistants



SALES
108,000 Sales Supervisors




BUSINESS & FINANCE
100,000 Management Analysts
83,000 Human Resource Workers



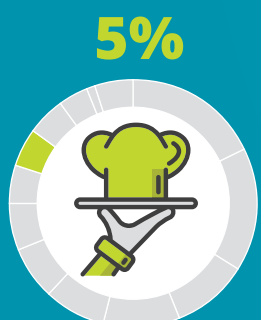
VISUAL ARTS, WRITING & PERFORMANCE
172,000 Writers & Editors



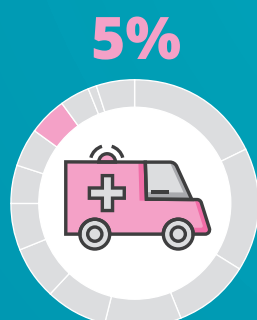
LEGAL
350,000 Lawyers, Judges & Magistrates



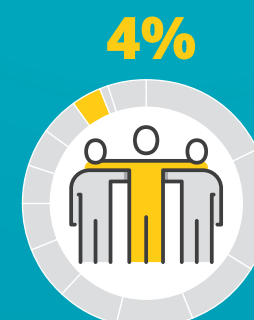
COMPUTER, ENGINEERING & SCIENCE
53,000 Software Developers



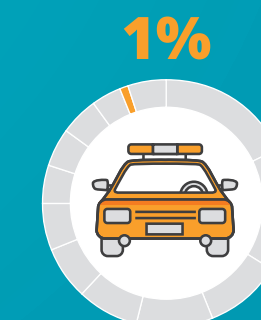
SERVICE WORKERS
8,529 Chefs



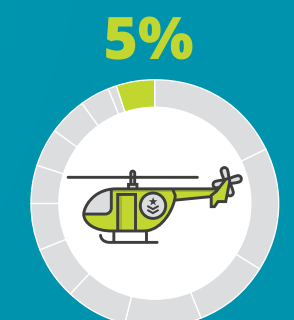
MEDICAL & HEALTHCARE
68,000 Physicians & Surgeons



COMMUNITY & SOCIAL SERVICE
155,000 Counselors & Social Workers



PROTECTIVE SERVICES
29,000 Police Officers



OTHER
(including Military)

Source: 2015 American Community Survey, U.S. Census Bureau

For more on humanities majors' occupations, earnings, and job satisfaction, visit humanitiesindicators.org.

The Humanities Indicators are made possible by:



AMERICAN ACADEMY
OF ARTS & SCIENCES