

Humanities Majors in Arkansas: What They Earn & What They Do



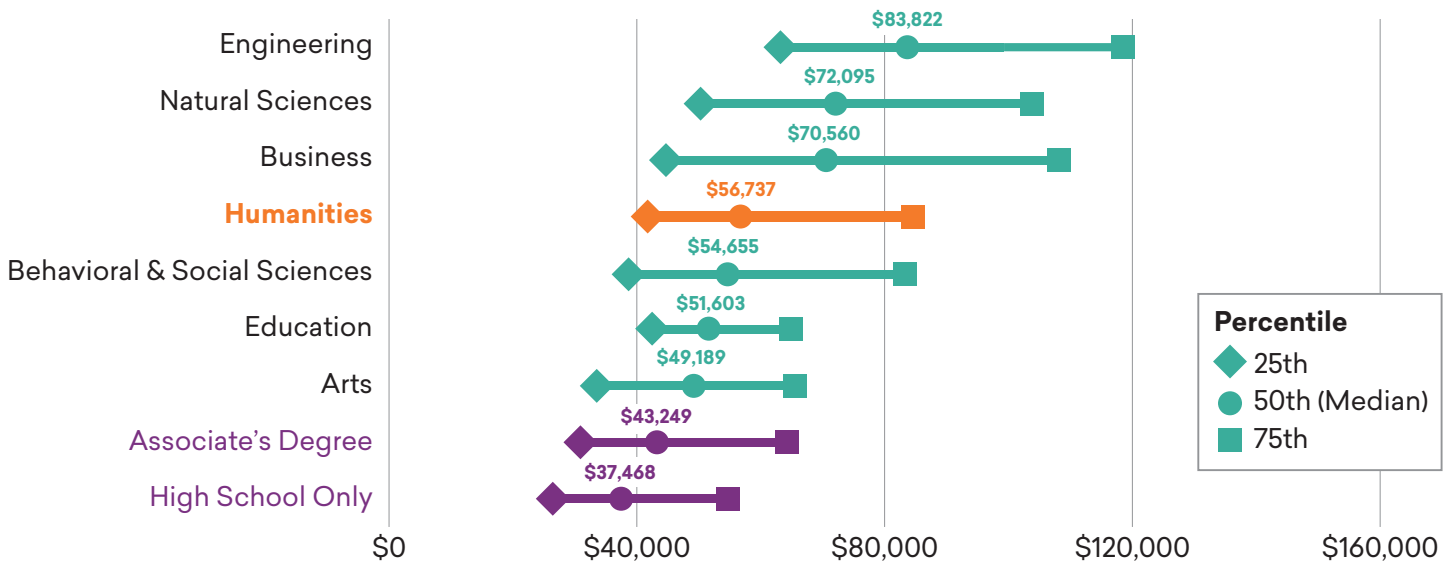
There are many ways of understanding the value of a college education in the humanities. Drawing on American Community Survey data, this profile explores humanities majors' career outcomes: what they do for work, how much they earn, and how they compare to graduates from other fields.

26,088 humanities majors reside in Arkansas and work full-time.

They represent **3%** of the state's full-time workers.

Earnings

Annual Earnings of College-Educated Workers (Full-Time), by Undergraduate Major



MEDIAN EARNINGS OF HUMANITIES MAJORS

\$39,117
workers aged **22-26**

\$51,496
bachelor's degree only

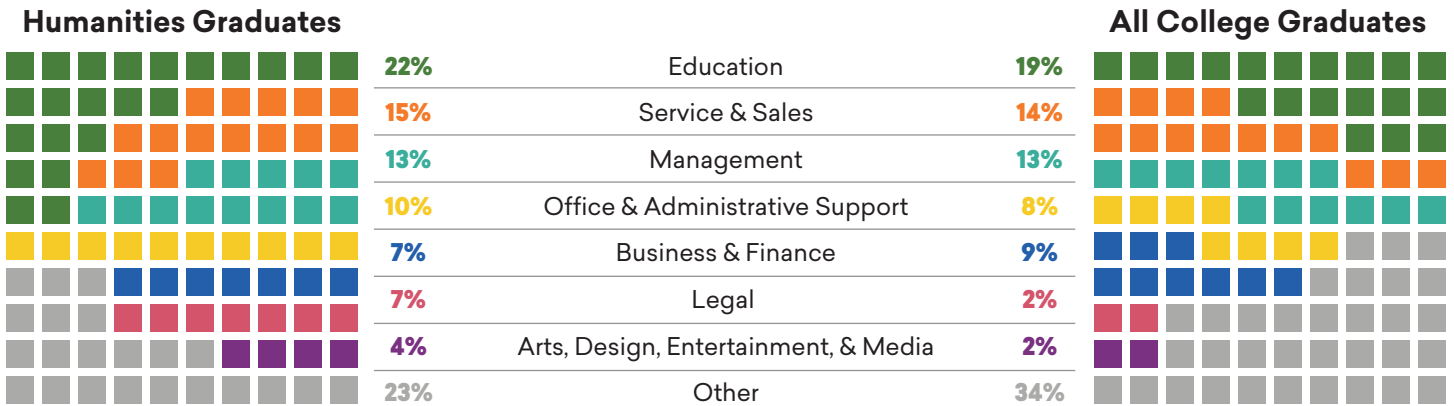



\$60,120
workers aged **30-59**

\$64,231
advanced degree in any field


See back for information on humanities graduates' employment.

Occupations



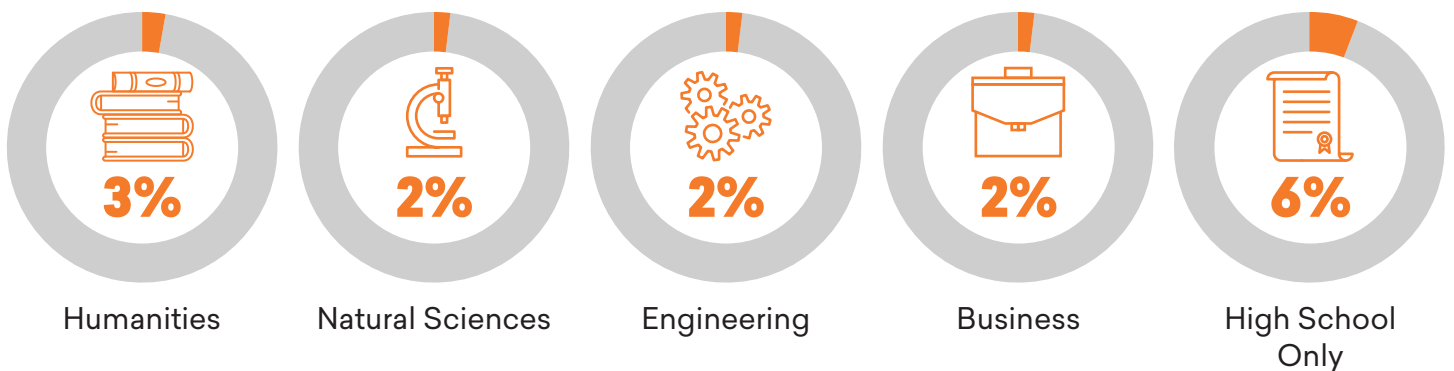
27% 

of college graduates in **library and museum jobs** majored in the humanities.

34% 

of college graduates in **legal jobs** majored in the humanities.

Unemployment by College Major



All of the estimates presented here are derived from the American Community Survey 5-Year Public Use Microdata Sample (2017–2021). Unless otherwise specified, earnings and unemployment estimates are for workers aged 25–59.

Additional information (including earnings estimates by gender, race/ethnicity, and humanities discipline) and our methodology are available at:

