

# Missouri's Humanities Majors: What They Earn & What They Do



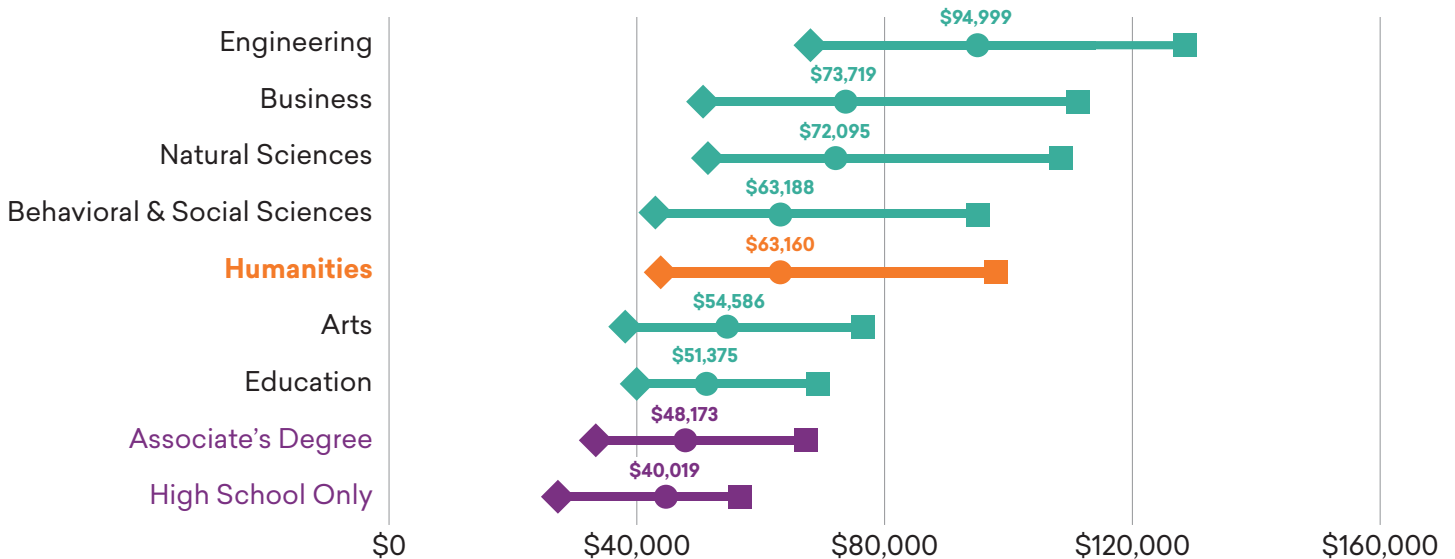
There are many ways of understanding the value of a college education in the humanities. Drawing on American Community Survey data, this profile explores humanities majors' career outcomes: what they do for work, how much they earn, and how they compare to graduates from other fields.

**77,035** humanities majors reside in Missouri and work full-time.

They represent **4%** of the state's full-time workers.

## Earnings

Annual Earnings of College-Educated Workers (Full-Time), by Undergraduate Major



### MEDIAN EARNINGS OF HUMANITIES MAJORS

**\$37,913**  
workers aged **22-26**

**\$56,841**  
bachelor's degree only




**\$66,945**  
workers aged **30-59**

**\$71,613**  
advanced degree in any field

See back for information on humanities graduates' employment.

# Occupations



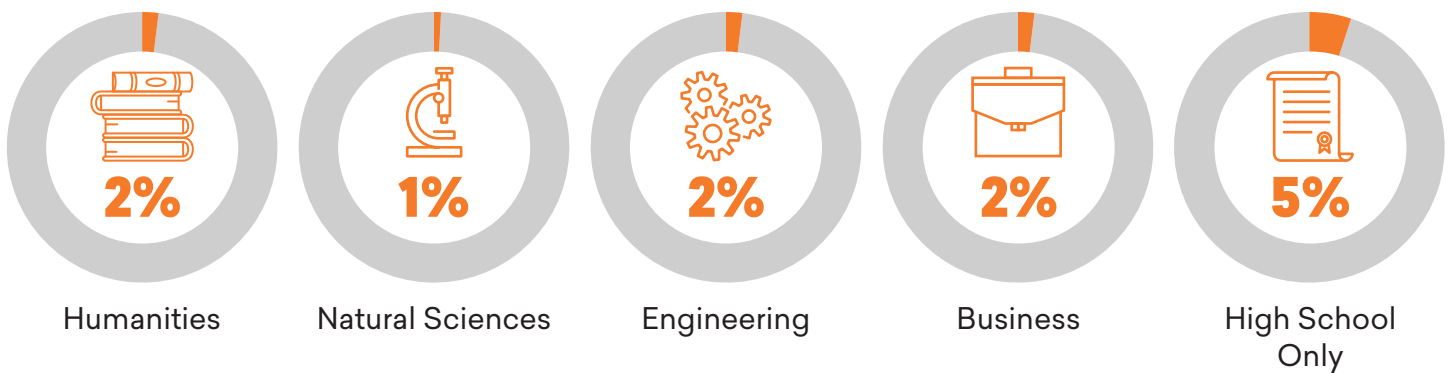
**32%** 

of college graduates in **library and museum jobs** majored in the humanities.

**29%** 

of college graduates in **legal jobs** majored in the humanities.

## Unemployment by College Major



All of the estimates presented here are derived from the American Community Survey 5-Year Public Use Microdata Sample (2017–2021). Unless otherwise specified, earnings and unemployment estimates are for workers aged 25–59.

Additional information (including earnings estimates by gender, race/ethnicity, and humanities discipline) and our methodology are available at:

