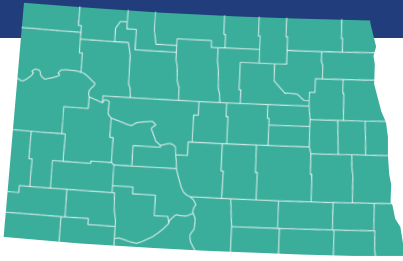


# North Dakota's Humanities Majors: What They Earn & What They Do



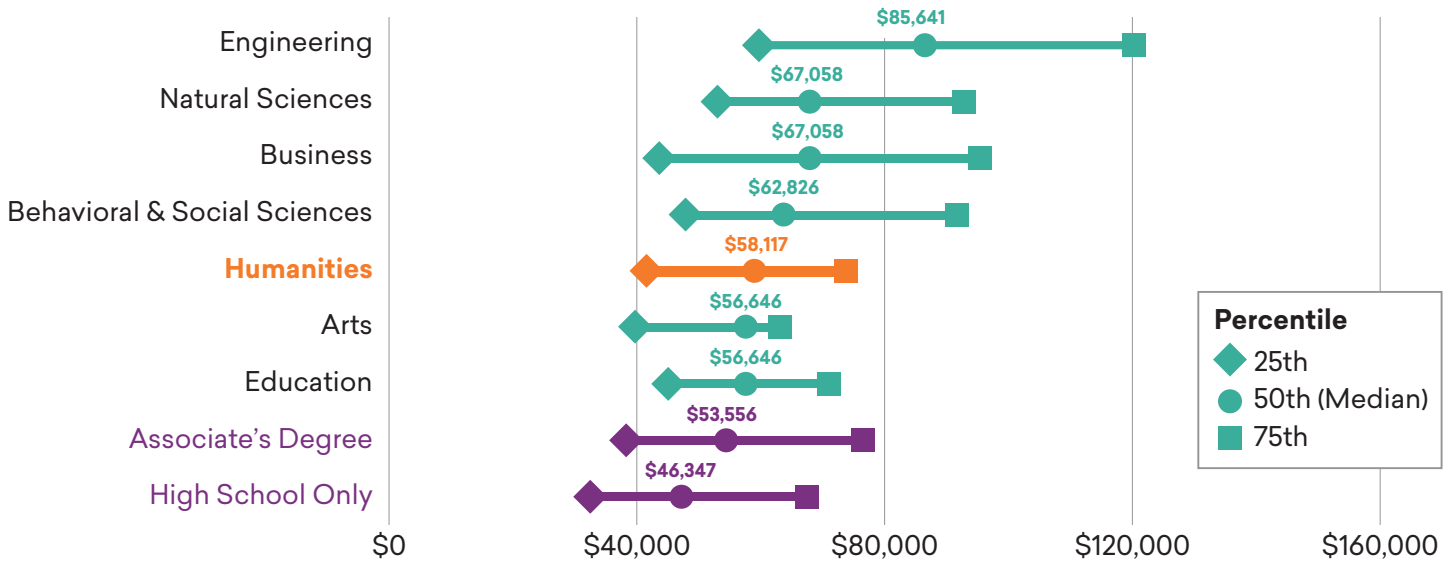
There are many ways of understanding the value of a college education in the humanities. Drawing on American Community Survey data, this profile explores humanities majors' career outcomes: what they do for work, how much they earn, and how they compare to graduates from other fields.

**8,609** humanities majors reside in North Dakota and work full-time.

They represent **3%** of the state's full-time workers.

## Earnings

Annual Earnings of College-Educated Workers (Full-Time), by Undergraduate Major



### MEDIAN EARNINGS OF HUMANITIES MAJORS

**\$42,820**  
workers aged **22-26**

**\$55,882**  
bachelor's degree only



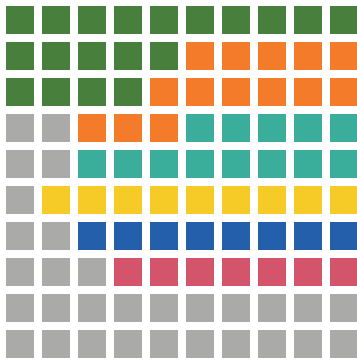
**\$63,856**  
workers aged **30-59**

**\$62,135**  
advanced degree in any field

See back for information on humanities graduates' employment.

# Occupations


## Humanities Graduates




19%	Service & Sales	14%
14%	Education	16%
13%	Management	14%
9%	Business & Finance	9%
8%	Arts, Media, & Legal	3%
7%	Office & Administrative Support	8%
31%	Other	36%

## All College Graduates



**43%** 

of college graduates in **library and museum jobs** majored in the humanities.

**25%** 

of college graduates in **legal jobs** majored in the humanities.

# Unemployment by College Major



**1%**  
Humanities, Arts  
& Behavioral /  
Social Sciences



**3%**  
High School  
Only

All estimates are derived from the American Community Survey 5-Year Public Use Microdata Sample (2017–2021). Unless otherwise specified, earnings estimates are for workers aged 25–59. Unemployment estimates are for those aged 22–65.

Additional information (including earnings estimates by gender, race/ethnicity, and humanities discipline) and our methodology are available at:

